



**QUALITY CARRIERS**  
**Custom Designs - Built to Last**  
*North America's Glass Rack Leader!*



## ENCLOSED GLASS TRUCK BODY

Large, walk-in glass truck body with aluminum walls provides ample storage space and protection from the elements

Lockable, double rear doors with anti-racking hardware keep cargo safe and secure

Strong 1/8-inch thick 6061 T6 aluminum posts and slats

LED lights and sealed wire harness - superior to incandescent bulbs

Integrated full-length horizontal and vertical rubber padding

Aircraft-grade Huck® fasteners - superior to welds for joining aluminum

Stainless fold-down steps

Removable, padded front stop

Removable wheel skirt for easy tire changes and maintenance access


Optional, extra-tall T6-Super-Poles

Optional roll-out walkramp - easy one person operation

Step-bumper with non-slip surface

5-inch usable ledge with thick rubber base pads

Reflective tape on bottom edges for visibility



- Translucent roof lets in light
- Optional floor to ceiling racks
- Wide opening simplifies loading
- Standard KoskiCrown floor with slip-resistant surface



Ramp self-stores when not in use

**We're Here to Save Your Glass!**



**Call 1-800-254-3643 Visit: [www.myglasstruck.com](http://www.myglasstruck.com)**

Specifications subject to change.



# GLASS TRUCK BODY FEATURES

- Protection from the Elements
- Large Interior Storage or Workspace
- Lockable
- Walkramp Loading (optional)

Hero Body Designed for Most Brands of Truck Chassis in 12', 14' and 16' Lengths



Custom Design Modifications on In-House 3D AutoCAD System

- 1** Front bulkhead supported by robust frame
- 2** Removable front stop
- 3** 1/8-inch thick 6061 T6 aluminum posts and slats
- 4** .060 aluminum walls
- 5** Full length horizontal and vertical rubber padding
- 6** 5-inch usable ledge
- 7** Removable wheel skirt
- 8** Fabricated with Huck® aircraft-grade fasteners
- 9** Thick rubber base pads
- 10** Lockable rear doors
- 11** LED lights and sealed wire harness
- 12** Step-bumper with non-slip surface
- 13** Translucent roof
- 14** Optional interior glass racks
- 15** Stainless fold-down steps
- 16** Optional walkramp



High traction surface - Dirt falls through



Standard KoskiCrown Floor



Optional Sign Panel




Optional E-track System



Optional Fold-Down Work Table


**Superior Fabrication with Huck® Aircraft-Grade Mechanical Fasteners**

Won't crack like welded aluminum or loosen from vibration





---

**All Bodies Designed with 3D AutoCAD System**




**Standard: T6-Adjust-A-Pole Rubber Triangle Cleats**



Cleats adjust forward/backward and to any position up or down the pole

Strong aluminum shaft and bolt-on steel top and bottom sections

**Premium: T6-Super-Pole Supertruck System 2 Scissor-Style Cleats**



Precision cleats adjust forward/backward and to any position up or down the pole

Strong aluminum shaft and bolt-on steel top and bottom sections

- Online Parts Store
  - Carrier Repair and Service
- Specifications subject to change.

- Pick-Up and Delivery Available
  - General Fabrication Work
- CNC Plasma Cutter, Shearing & Bending

**Call 1-800-254-3643**

Visit: [www.myglasstruck.com](http://www.myglasstruck.com)

MyGlassTruck.com, 200 Acorn Road, Glassboro, NJ 08028



By Demountable Concepts, Inc.