



QUALITY CARRIERS
Custom Designs - Built to Last
North America's Glass Rack Leader!

GLASS CARRIER TRUCK BODY

24' Tandem Axle Flatbed Glass Truck With Crane

Strong $\frac{1}{8}$ -inch thick 6061 T6 aluminum posts and slats

Large steel platform

Multiple cut outs for deck poles

Enhanced traction surface on platform

Integrated full-length horizontal and vertical rubber padding

Multiple pole settings for glass of varying thickness

Wide glass support ledge with full rubber coverage or block pads

Extra-tall, T-top T6-Adjust-A-Poles with fully adjustable rubber cleats

Aircraft-grade Huck® fasteners are superior to welds for joining aluminum

LED lighting system with sealed harnesses

Tall, padded front stop

Walk-in Interior rack for easy loading and added capacity

"Rubber" non-slip floor between interior racks

We're Here to Save Your Glass!



Specifications subject to change.

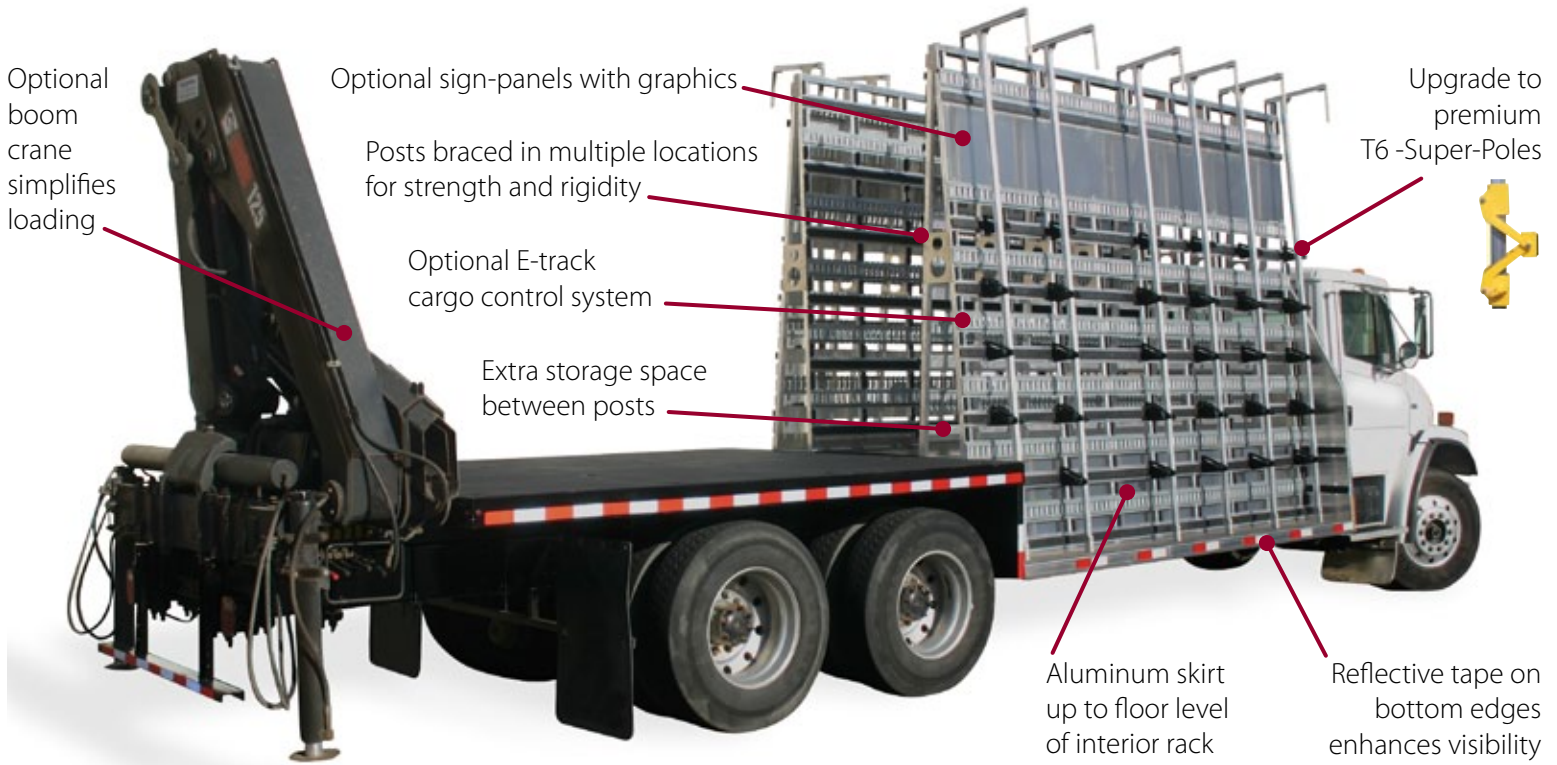
Strong T6 Aluminum Racks Weigh Less to Maximize Capacity & Conserve Fuel

Call 1-800-254-3643 Visit: www.myglasstruck.com

GLASS CARRIER TRUCK BODY FEATURES

24' Tandem Axle Flatbed Glass Truck With Crane

Custom Designs Available



Optional boom crane simplifies loading

Optional sign-panels with graphics

Posts braced in multiple locations for strength and rigidity


Optional E-track cargo control system

Extra storage space between posts

Upgrade to premium T6-Super-Poles

Aluminum skirt up to floor level of interior rack

Reflective tape on bottom edges enhances visibility



Wide ledge with multiple pole settings



Enhanced traction platform with cut-outs for deck poles



Poles braced for rigidity - LED lighting system




Extra Tall, T-top T6-Adjust-Poles

Superior Fabrication with Huck® Aircraft-Grade Mechanical Fasteners

Won't crack like welded aluminum or loosen from vibration



All Bodies Designed with 3D AutoCAD System



Standard: T6-Adjust-A-Pole Rubber Triangle Cleats

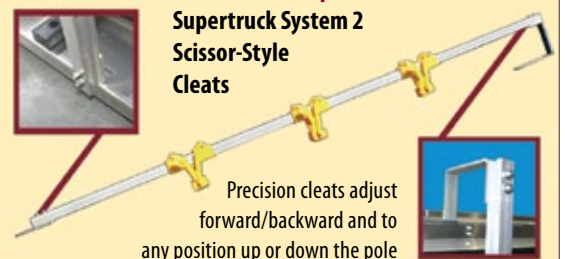


Cleats adjust forward/backward and to any position up or down the pole



Strong aluminum shaft and bolt-on steel top and bottom sections

Premium: T6-Super-Pole Supertruck System 2 Scissor-Style Cleats



Precision cleats adjust forward/backward and to any position up or down the pole



Strong aluminum shaft and bolt-on steel top and bottom sections

• Online Parts Store

• Pick-Up and Delivery Available

Call 1-800-254-3643

• Carrier Repair and Service

• General Fabrication Work

Visit: www.myglasstruck.com

Specifications subject to change.

CNC Plasma Cutter, Shearing & Bending

MyGlassTruck.com, 200 Acorn Road, Glassboro, NJ 08028



By Demountable Concepts, Inc.